



**SWIM EVERYDAY WITH EVOHEAT**

**SOLACE**

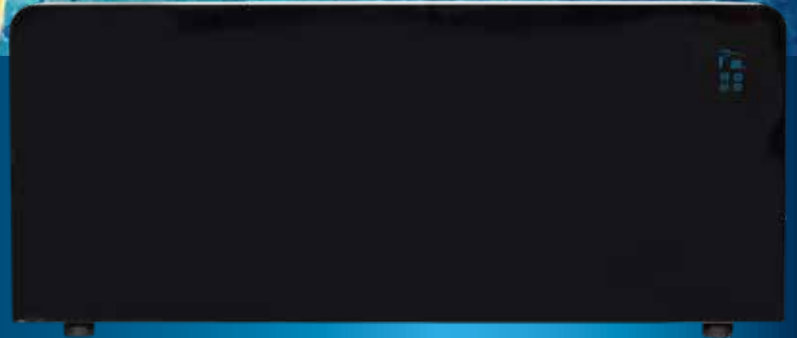
DOMESTIC SERIES

INDOOR POOL ROOM DEHUMIDIFIER



# SOLACE

INDOOR POOL ROOM  
DEHUMIDIFICATION




## DEHUMIDIFICATION | IMPROVES AIR CONDITIONS


### YOUR INDOOR POOL COULD BE COSTING YOU FAR MORE THAN YOU THINK!

Indoor pools without correct ventilation or dehumidification can lead to many issues such as;


- Corrosion damage to building components and fittings
- Lower comfort levels due to high humidity
- Poor health due to high chemical concentration in the air
- Mouldy and musty odours
- High operating costs due to supplying fresh cold air into the building to combat the above problem

### THE SOLACE DOMESTIC DEHUMIDIFIER IS THE SOLUTION

 Reduced running costs

Improved comfort levels 

 Improved air conditions

Improved health & safety conditions 

 Drier air

Low noise operation 



**REMOVES UP TO 104 LITRES OF MOISTURE FROM AN INDOOR POOL ROOM A DAY**

## DRIER AIR

The Solace Domestic dehumidifier is designed to remove the moisture from the air in the room without losing the warmth contained within. The warm moist air is drawn through the base of the unit and passes over a cold coil to remove the moisture and chemicals. The result = drier air. For best results, we recommend that the room temperature is maintained within 5°C of the pool temperature.

## SIMPLE TO INSTALL AND OPERATE

Simple to install, operate and maintain. Simply mount the Solace unit onto a wall in the pool room, plug the unit into an available power point and direct the drain water back into the pool. Set your desired humidity level and leave the Solace to do the rest – it's that easy!

Depending on the size of the room and intended usage more than one Solace Domestic unit may be required. Simply install in the same fashion as the first unit.

**WARRANTY** 2 years on parts | 1 year on labour



MODEL	Evo Solace
Rated Capacity at 80%RH - 32°C air (L/h)	4.3
Air Volume (m³/h)	750
Noise Level dB(A) at 1M dB(A)	48
Rated Voltage/Freq	220-240V~/50Hz
Rated Power Input (kW)	1.55
Rated Running Current (Amps)	6.7
Max Power Input (kW)	2.1
Max Running Current (Amps)	9.1
Relative Humidity (%RH)	40-100
Temperature (°C)	10-36
IPX rating	IPX4
Connection type	10 amp plug
Refrigerant/Volume Operation	R410A/1050g
Pressure (High Side) MPa	4.4
Pressure (Low Side) MPa	2.1
Condensation Pipe Diameter (mm)	16
Max. pool area per unit (m²)	83
Net weight (kg)	80
Shipping Dimensions L/W/H (mm)	1545/240/820

The data above is based on the EVO heat pump only, it does not include auxiliary devices. Product specification information provided above is correct at the date of printing, this data may change without notice. Please speak with an EvoHeat Specialist for the most current product specifications



**SWIM EVERYDAY WITH EVOHEAT**

## EVO SOLACE WARRANTY

For further peace of mind the Evo Solace comes with the following warranty:

- 2 years on parts
- 1 year on labour



WINNER OF



PRODUCT REVIEW  
.COM.AU  
2022 AWARDS / WINNER

## THE SPECIALISTS IN POOL & SPA HEATING & COOLING

EvoHeat are the industry specialists in energy efficient pool and spa heating and cooling. Australian owned and operated and with more than 15 years' experience in providing tailored domestic and commercial solutions, EvoHeat are the industries' preferred supplier of heat pump water heating technologies.

[info@evoheat.com.au](mailto:info@evoheat.com.au) | [evoheat.com.au](http://evoheat.com.au)  
1300 859 933

